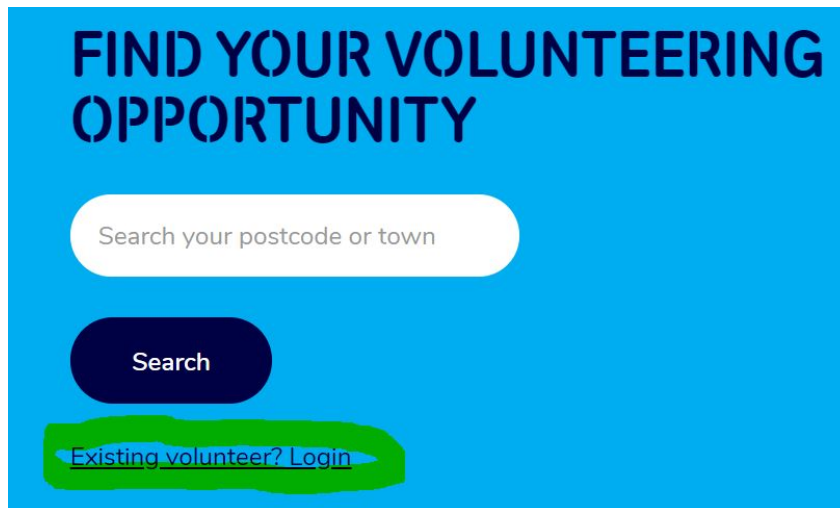
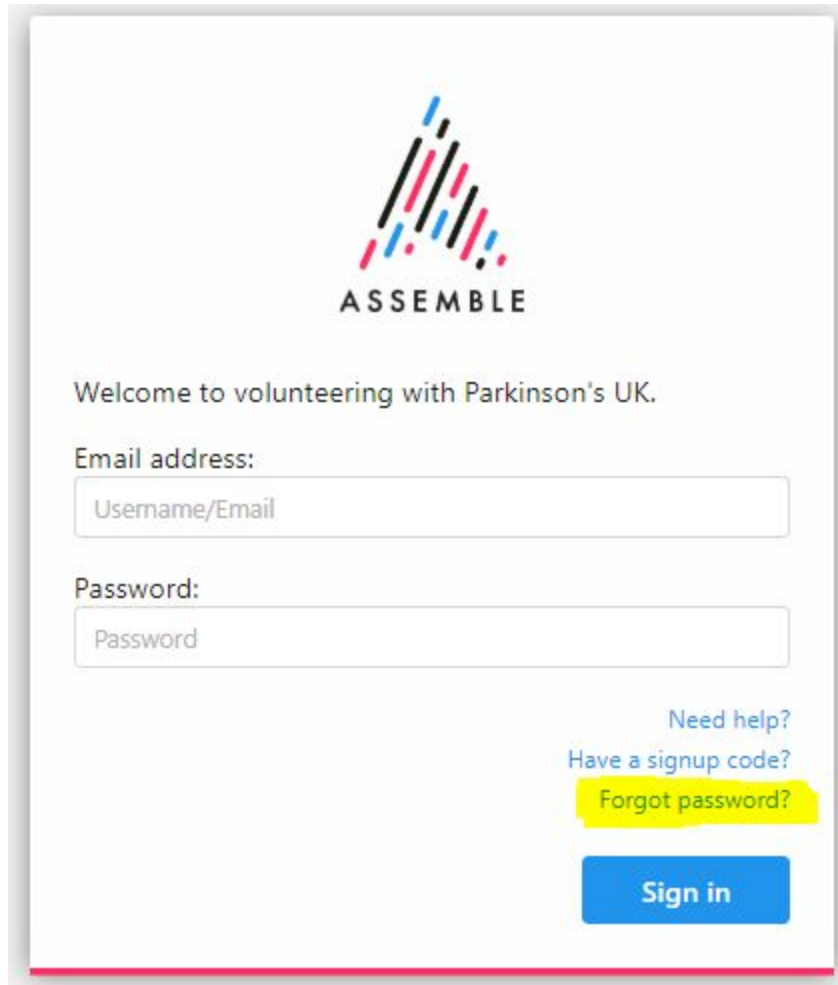


How to log in to Assemble

1. Visit www.volunteer.parkinsons.org.uk (it might be worth adding this to your favourites, for quick access)
2. You'll see text that says 'existing volunteer? Log in'



3. Hit this, to be taken to this screen



ASSEMBLE

Welcome to volunteering with Parkinson's UK.

Email address:

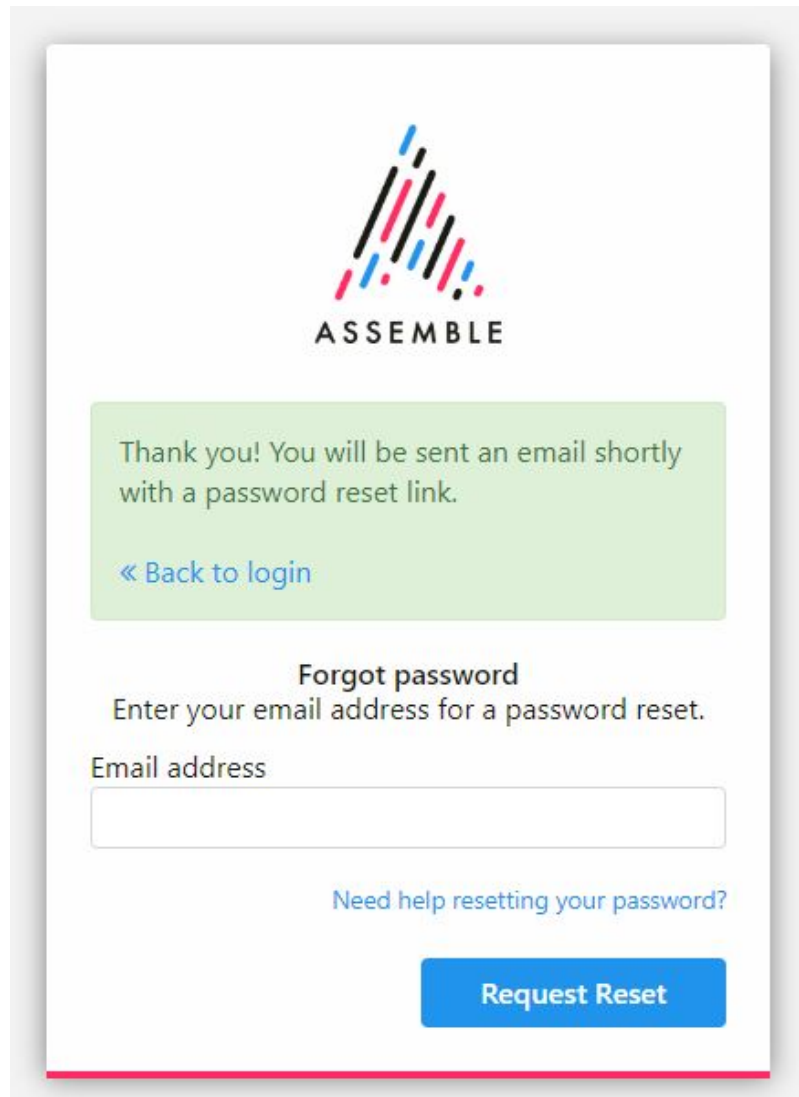
Password:


[Need help?](#)
[Have a signup code?](#)
[Forgot password?](#)

[Sign in](#)

4. Click 'forgot password' (We know that you won't have a current password, so clicking this might feel counterintuitive, but this is the smoothest way to get started)
5. Enter the email address you normally use with Parkinson's UK. (If your email is not recognised, please contact volunteering@parkinsons.org.uk - we can check the email we hold for you, and change it if required).

6. You'll then receive an email to your inbox with a link to **reset your password**




ASSEMBLE

Thank you! You will be sent an email shortly with a password reset link.

[« Back to login](#)

Forgot password
Enter your email address for a password reset.

Email address

[Need help resetting your password?](#)

Request Reset

7. Follow the link and choose a new password
8. You're now live on Assemble!
9. All done - welcome to Assemble! Take a look around - do we have your details correct? Check out the news stories, and 'How do I...?' folder in Assemble for training resources to help you get started. Why not send a message to a staff member or volunteer?

PARKINSON'S^{UK}
CHANGE ATTITUDES.
FIND A CURE.
JOIN US.

If you have any questions, let us know volunteering@parkinsons.org.uk