









# Jam labels

You will need an A4 sticker sheet or light weight paper, a pen and PVA glue.

## Instructions:

1. Print this page.
2. Write your descriptions on the labels.
3. Cut out the labels and stick to your jam jar. If you are using PVA glue add a thin layer over the front of your label to varnish.



020 7963 3912  
fundraising@parkinsons.org.uk  
parkinsons.org.uk/fundraise

**PARKINSON'S<sup>UK</sup>**  
**CHANGE ATTITUDES.**  
**FIND A CURE.**  
**JOIN US.**