

UK Parkinson's Audit data dashboards

Downloading your results

Go to the [data dashboards landing page in Tableau](#).

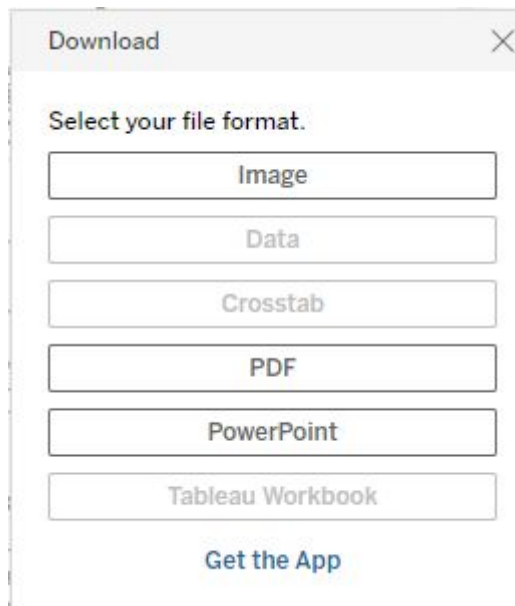
At the bottom right of the dashboard you will see a row of icons:



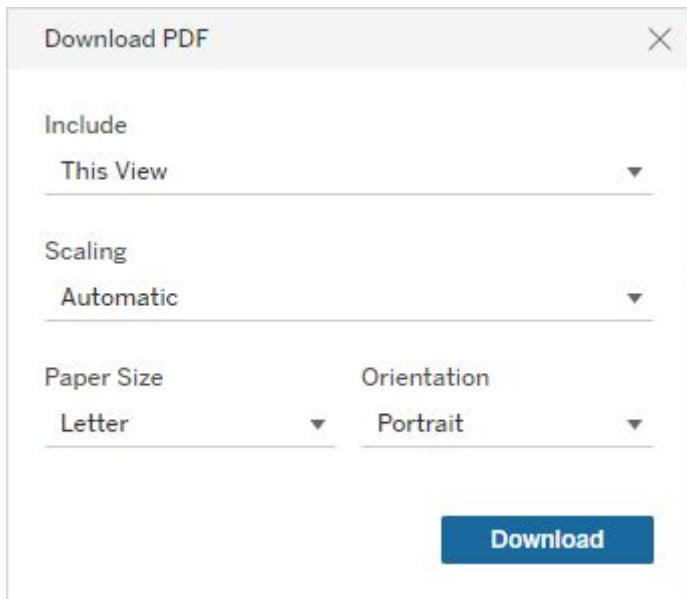
Click on this one:



You can then choose a format:

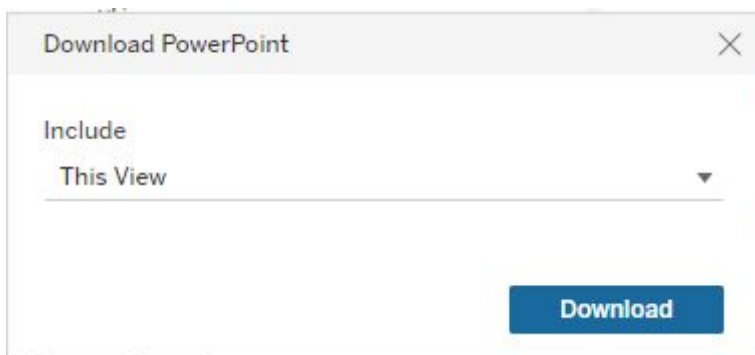


- If you choose 'image' a .png file will download to your machine.
- For PDF you will see:



Leave Include as 'This View' and Scaling as 'Automatic', changing Paper Size to 'A4' and the Orientation to 'Landscape'. Then click on 'Download'.

- For Powerpoint you will see:



Leave the option as This View and click on 'Download'.

Contact audit@parkinsons.org.uk if you have any questions about these dashboards

[View UK Parkinson's Audit data dashboards](#)